
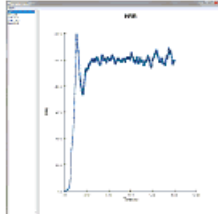



Fire and Evacuation Modelling Workshops

Toronto
May 11-15, 2015

Fire Dynamics Simulator PyroSim Pathfinder



WHO SHOULD ATTEND

- AHJs
- Fire Investigators
- Fire Engineers
- Fire Safety System designers
- Smoke Management System designers
- Risk Management Consultants
- Insurance Assessors and Loss Adjusters
- Building Consultants
- Building Surveyors

WORKSHOP BENEFITS

- Small class size gives you more one-on-one time with the instructor
- Hands-on application lets you learn from experience
- Current, relevant information keeps you up-to-date with industry knowledge
- Participants can pursue their FDS learning after the workshop through a supervised project with the instructor
- All software is provided

FDS & PYROSIM WORKSHOP

Day 1

- Introduction to FDS and Smokeview
- Hardware and Software Requirements
- Elements of Building a Model
- Hands-on Construction of a Simple Model Using PyroSim (The simulation will run overnight on the participant's laptop.)

Day 2

- Using Smokeview to View the Results of a Simple Model
- Data Collection
- Reactions
- Fires
- Materials
- Surfaces
- Sprinklers and Suppression
- Performance-Based Design, with Examples
- Forensic Reconstructions, with Examples
- Evaluating FDS Reports
- Strengths and Weaknesses of FDS
- Resources

FDS/PYROSIM Distance Education Course

For users desiring more in-depth guidance, David McGill (www.firemodel.ca), formerly with Seneca College School of Fire Protection, offers a distance education class designed for modellers as a continuation of the 2-day *FDS and PyroSim Workshop*. This class provides you the opportunity to work at your own pace and to create a realistic model. You will select a building to model from your own engineering practice and apply each concept to the model, as it is learned. This 1-day introduction to the distance course is offered immediately following the 2-day FDS and PyroSim Workshop. You will then proceed through the distance course, with support provided by email and/or web discussions.

- 1-day workshop that continues as a distance education course
- Designed for beginning modellers as a continuation of the 2-day *FDS and PyroSim Workshop*.
- Laptop required

Fire and Evacuation Modelling Workshops

PATHFINDER WORKSHOP

Day 1

- Introduction to Pathfinder
- Simple Example
- Geometry Creation Tools
- Import Files
- Occupants, Profiles and Behaviors
- Scripting Features
- Distributions
- Simulation Parameters
- 3D Visualization
- Data files and 2D Plotting

Day 2

- Continued Hands-On Modelling.

REQUIREMENTS

This is a hands-on workshop, and participants must bring their own laptop computer.

INSTRUCTOR

David McGill was a full-time professor in the School of Fire Protection Engineering Technology at Seneca College in Toronto Canada. He designed and developed fire and evacuation modelling courses for full-time students in the Fire Protection Technology Program.

In 2000, he created the first online support forum for FDS, which ran until NIST created their own forum. Dave is a frequent contributor to the FDS Discussion Group. He is included in the Acknowledgement section of both the FDS and Smokeview manuals. He has been offering a distance education course on FDS since 2003 that has been taken by an international audience of fire protection engineers. He has delivered 2-day workshops on FDS in Australia, Canada, Ireland, New Zealand, USA, and Venezuela. Thunderhead Engineering is excited to be working with Dave to offer this international workshop series.

WORKSHOP DATES AND FEES

FDS and PyroSim Workshop

\$1,000 USD

Toronto

May 11-12, 2015

FDS/PyroSim Distance Education Course

\$1,400 USD

Toronto

May 13, 2015

Pathfinder Workshop

\$1,000 USD

Toronto

May 14-15, 2015

REGISTRATION

Space is limited. Please register online at www.thunderheadeng.com/training/ by May 1, 2015 to reserve your place.